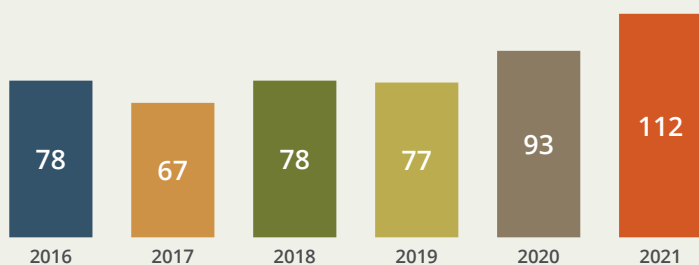




Eurojust casework on corruption 2016-2021

Corruption cases registered

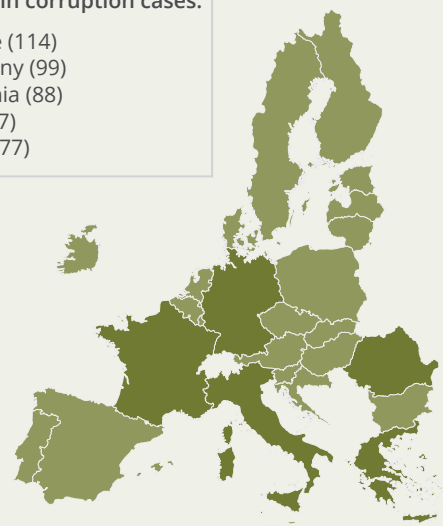
The number of corruption cases, while still low relative to overall casework registered at Eurojust in the 2016-2021 period, has been steadily increasing.



EU Member State involvement in registered corruption cases 2016-2021

Top 5 Member States involved in corruption cases:

- ▶ Greece (114)
- ▶ Germany (99)
- ▶ Romania (88)
- ▶ Italy (87)
- ▶ Spain (77)



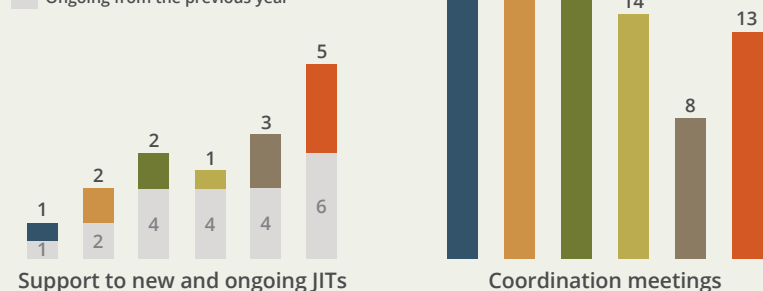
Belgium	8	28	36	Latvia	12	17	29
Bulgaria	22	16	38	Lithuania	5	14	19
Czech Rep.	13	21	34	Luxembourg	1	19	20
Denmark	1	6	7	Hungary	13	21	34
Germany	12	87	99	Malta	4	13	17
Estonia	1	10	11	Netherlands	20	40	60
Ireland	0	18	18	Austria	6	37	43
Greece	92	22	114	Poland	8	24	32
Spain	23	54	77	Portugal	17	13	30
France	21	52	73	Romania	71	17	88
Croatia	24	13	37	Slovenia	4	10	14
Italy	34	53	87	Slovakia	15	13	28
Cyprus	6	38	44	Finland	2	10	12
				Sweden	12	9	21

As owner As requested participant Total

Access to judicial cooperation tools

84 coordination meetings were organised in the 2016-2021 period to address corruption cases, enabling national authorities involved to share information and resolve legal and practical issues. Eurojust also supported **8 action days**, with real-time exchanges of information and evidence and synchronised operations, and **14 new joint investigation teams (JITs)**.

2016 2017 2018
2019 2020 2021
Ongoing from the previous year



Access to jurisdictions worldwide

42 third countries were involved in Eurojust corruption cases in the period under review, highlighting the importance and added value of having a global network of contact points and Liaison Prosecutors stationed at Eurojust.

Top 10 non-EU states involved in corruption cases:

- ▶ Switzerland (92)
- ▶ Ukraine (28)
- ▶ United Kingdom (23)*
- ▶ United States (14)
- ▶ Serbia (12)
- ▶ Norway (10)
- ▶ Liechtenstein (9)
- ▶ North Macedonia (8)
- ▶ Moldova (7)
- ▶ Montenegro (6)

* data for UK considered from 1/2/2020

